

VACATION BIBLE SCHOOL

# SCAR FORCE


THE REAL SAGA.  
THE TRUE FORCE.

## VBS SAMPLER

AN OVERVIEW AND SAMPLING OF THE  
"SCAR FORCE" VBS



©2012 TRUTHQUEST MINISTRIES  
WWW.TRUTHQUEST.NET





## Important Note:

**This VBS Kit is published DIGITALLY, meaning that you will print the materials yourself on letter-sized paper.**

*Our customers love the flexibility and convenience of our digital publishing formats, but if you're new to TruthQuest, it is important for you to know that IF you order this VBS kit from us,*

**YOU WILL NOT RECEIVE PRINTED BOOKS OR GUIDES.**

*Instead, you will receive all of the printable and musical content of the VBS kit in DIGITAL format, allowing you to access, print, or reproduce the materials yourself in any quantity you need.*

*The materials for this VBS kit may be delivered in one of two ways:*



### **Curriculum in the Cloud...**

WebLink gives you instant lifetime access to your purchased curriculum and music. Nothing is shipped to you. Instead, you will set up a user account on our website. From that point on, you and your staff can access your WebLink purchases anytime you want from any internet-connected computer. Reprint anything, anytime, in any quantity! Lessons, music, artwork—it's all at your fingertips with WebLink!

### **DVD-ROM with Music CD**

For an extra fee, this option delivers all of the VBS content to you on DVD-ROM. Simply insert the disc into a computer and use the browser system to locate, access, and print the VBS materials in any quantity you need. VBS Music is delivered on an audio CD. This option does NOT include WebLink access.

OR

# VBS Overview

## A BIRD'S EYE VIEW OF THE SCAR FORCE PROGRAM

### **Welcome to Scar Force!**

This exciting Vacation Bible School Kit includes all of the curriculum and VBS activity materials you'll need for an exciting and successful VBS, all in one easy-to-use format.

### **FIRST THINGS FIRST**

Before you do anything else, you should go through this brief overview of what Scar Force is all about. On the next few pages, you'll get a bird's eye view of the entire VBS program. Then, in the next section, you'll find samples of actual lessons and crafts projects from the Scar Force program!

### **CONTENTS OF THE VBS OVERVIEW**

#### **VBS FastFacts Chart**

Includes basic information about this VBS program, including a brief description of the VBS theme and objective and a complete listing and description of the VBS materials included in this kit

#### **VBS Overview Chart**

Provides an overview of every VBS activity that will take place over the five days of VBS

#### **Basic Information about this VBS**

More detailed information about the theme, objective and structure of VBS

#### **How This VBS Program Operates Each Day**

A description of the VBS activity sessions that will happen each day

#### **Summary of the VBS Departments**

A brief summary of what each VBS department will do

# SCAR FORCE VBS FASTFACTS

WWW.TRUTHQUEST.NET

**Theme:**

A "Star Wars" spoof in which kids learn to think of the Bible as a true epic saga in which they are players. Kids will train to become "J-Dis" (Jesus Disciples) as they experience a sweeping summary of the Bible saga from Genesis to Revelation.

**Objective:**



















To help kids to become more familiar with the overall message of the Bible, helping them to see how it all connects together, and encouraging them to be disciples of Jesus in the epic war between God and evil.

<b>Bible Versions Included:</b>	NIV, KJV, ESV, and HCSB. Materials are included in each of these Bible translations.
<b>Length of the Program:</b>	Five days, with a daily running time of 2½ hours.
<b>For Ages:</b>	Can accommodate age 3 thru 6th grade. Also includes workshops for teens and adults.
<b>Scale of the Program:</b>	Adjustable scale can fit the needs of very small churches, medium-sized churches, and large churches.
<b>Age Group Divisions:</b>	Small churches: Two (Preschool thru grade 1 / grade 2 thru grade 6) plus optional teen and adult levels Medium churches: Four (3s & 4s / K-1st / 2nd & 3rd / 4th thru 6th) plus optional teen and adult levels Large churches: Eight (3s / 4s / K5 / 1st / 2nd / 3rd / 4th / 5th & 6th) plus optional teen and adult levels
<b>Classrooms Needed:</b>	Minimum of four. In large churches, up to eight rooms or more may be needed.
<b>Volunteers Needed:</b>	One adult for every ten children, plus five (minimum requirements). One adult for every eight children, plus ten (ideal number of staff).
<b>Gospel Presented:</b>	Every day, in drama skits at closing assemblies.
<b>Format:</b>	Print your own materials from WebLink instant access system or from mailed Disc
<b>Reproducible?</b>	Yes, in unlimited quantities for use in your ministry. Re-selling and re-distribution is prohibited.

<b>COMPONENTS INCLUDED IN THIS VBS KIT</b> (delivered digitally as printable PDF files via WebLink download or CD)	<b>DESCRIPTION AND CONTENTS</b> (reproducible in any quantity needed for use within your local ministry)
<b>Director's Guidebook</b>	Overview of VBS, tips and directions for planning and organizing VBS, and recruiting and supplies flyers
<b>Drama Kit with Daily Gospel</b>	Skits and gospel presentations for five days and directions and tips for planning and performing drama
<b>Teaching Director's Guide</b>	VBS lessons and directions for organizing all VBS teaching activities
<b>Lesson Packs</b> (Each day includes two lessons, provided at four teaching levels)	Interactive accounts of Bible events beginning in Genesis with lessons building upon each other until the climactic lessons on Day five in Revelation. Each lesson lays groundwork for lessons that follow, showing kids how the entire Bible works as a single, epic saga. The overall effect is to show kids that the Bible is the real saga and that God is the true force.
<b>Send-Home Materials Kit</b>	Take-home worksheets at four levels for kids, and take-home Bible studies for parents, covering the five days of VBS
<b>Adult &amp; Teen Lesson Kit</b>	VBS lessons for adults and teens covering five days
<b>Music Kit</b>	Song lyrics, hand motions, and chord charts for each VBS song
<b>Music Audio</b>	Audio music delivered via download (through our WebLink system) or delivered via audio CD (additional cost)
<b>Crafts Kit</b>	Complete directions, supply lists and templates for five VBS craft projects
<b>Snacks Kit</b>	Complete directions, supply lists and recipes for five VBS snacks
<b>Games Kit</b>	Complete directions, supply lists and diagrams for five VBS games
<b>Age Group Leader Guides</b>	Directions for all VBS Age Group Leaders
<b>Missions Kit</b>	Suggestions for VBS missions projects, fund-raising ideas, and progress tracking poster
<b>Registration &amp; Scoring Kit</b>	Complete directions, name tags, score sheets, information cards and flyers for VBS registration and scorekeeping
<b>Decorations Kit</b>	Ideas, suggestions and clip art to be used for decorating your facility for VBS
<b>Advertising Kit</b>	Directions, suggestions, flyers, posters, banner artwork, a promotional skit, and a radio script for promoting your VBS
<b>Discipleship Booklet:</b> "Growing Up In Christ"	Thirteen lessons and activities, along with extensive Scriptural references designed for parents and children to go through TOGETHER. Delivered in printable PDF format.
<b>Gospel Tract:</b> "All About Jesus"	A one-page explanation of the problem of sin and how Jesus' death and resurrection can save us
<b>Gospel Tract:</b> "Something's Wrong"	A one-page discussion of how sin curses our world and how Christ is the only solution
<b>Gospel Tract:</b> "The Bible in 30 Seconds"	A two-page rhyming summary of the Bible, showing how sin threatens us and how Jesus can save us
<b>Clip Art Library</b>	A large selection of decorating and advertising artwork, signs and large posters on Disc or WebLink
<b>T-Shirt Artwork</b>	Artwork for VBS T-Shirts which you can have printed at a t-shirt shop or iron on to your own shirts
<b>Flyers</b>	Recruiting, registration and advertising flyers on Disc or WebLink

# SCAR FORCE VBS OVERVIEW

WWW.TRUTHQUEST.NET

	EPISODE I	EPISODE II	EPISODE III	EPISODE IV	EPISODE V
<b>OVERALL FOCUS</b> 	<b>The Greatest Menace</b> Soon after God creates the earth, man falls to a deadly threat called 'sin,' forcing all mankind to face death and separation from God. Yet, God sets a plan in motion to rescue man from this deadly menace.	<b>A New Nation</b> Years after God's promise to Abraham, the Hebrews become slaves in Egypt. But God calls one man to lead His people out of slavery and into His Light, if only the people would abide in Him.	<b>The Fall of Israel</b> Through a chaotic and destructive cycle of rebellion against God, the Lord finally sends His people into captivity and oppression. Yet, even now, a Hope is promised for the future...	<b>The Only Hope</b> After 400 years of silence from God, a Light comes into the world and brings a New Promise. Yet, the Messiah is treated with suspicion and finally put to death. Has hope vanished?	<b>Return of the King</b> Two millennia after Christ's departure for Heaven, the promise remains for His triumphant return to earth as King of Kings, vanquishing darkness once and for all!
<b>MEMORY VERSE</b>	<b>Colossians 1:13-14</b> For he has rescued us from the dominion of darkness and brought us into the kingdom of the Son he loves, in whom we have redemption, the forgiveness of sins.	<b>Joshua 24:15</b> Choose for yourselves this day whom you will serve... But as for me and my household, we will serve the Lord.	<b>Matthew 5:16</b> In the same way, let your light shine before men, that they may see your good deeds and praise your Father in Heaven.	<b>1 Peter 3:18A</b> For Christ died for sins once for all, the righteous for the unrighteous, to bring you to God.	<b>Revelation 22:5</b> There will be no more night. They will not need the light of a lamp or the light of the sun, for the Lord God will give them light. And they will reign for ever and ever.
<b>DRAMA SKIT</b> 	<b>"The Greatest Menace"</b> Lucas explains how the epic war began and introduces the Saber of Light—God's Word—which is a light to our path and a double-edged sword. <i>Includes Gospel Presentation</i>	<b>"Choices"</b> Lucas explains to Luna and J.J. that God has chosen us, and we must all choose whether to stay in darkness or to come into God's Light. <i>Includes Gospel Presentation</i>	<b>"Light or Darkness"</b> Luna explains to JJ that she came to be a J-Di because Lucas had long ago shown her an example of Godliness by his life. <i>Includes Gospel Presentation</i>	<b>"Ground Zero"</b> JJ's curiosity about Jesus grows as Lucas and Luna explain that everything in all of history hinges on Jesus and His sacrifice for us. <i>Includes Gospel Presentation</i>	<b>"A Call to Arms"</b> As Lucas explains the certain return and triumph of Jesus, he calls JJ, Luna, and all the kids to hold up the Saber of Light until Jesus returns. <i>Includes Gospel Presentation</i>
<b>BIBLE LESSON A</b> 	<b>Light and Darkness</b> This lesson starts with God's perfect Creation, but then shows how Adam and Eve sinned and caused darkness to reign in the world. This lesson teaches why God separates light from darkness.	<b>A Chosen People</b> From the Biblical accounts of Abraham's family up to slavery in Egypt, this lesson will show that God chose and set apart the family of Abraham, because of his faith, to be the people through whom Jesus would eventually come.	<b>Lighting the World</b> An object lesson showing how to make an oil lamp illustrates how the heart of David, though imperfect, served as a light for future generations, pointing to God's future Promise.	<b>The Light Has Come</b> From the Gospel accounts, kids will see that the life of Jesus on earth was like the rising of the sun, bringing long-awaited Light to the world for all who would receive it.	<b>Preparing for Dawn</b> From accounts of the early church, kids will see how we should spread the Light of Jesus as far as we can during this final 'spiritual night,' because the dawn of Christ's eternal reign is fast approaching.
<b>BIBLE LESSON B</b> 	<b>The Keepers of the Light</b> Years after Adam and Eve, and after working through numerous people, God chooses Abraham to be the father of His chosen people, through whom His Light would someday come.	<b>Choose Whom You'll Serve</b> From the Exodus to the entry into the Promised Land, kids will see that God has promised rest to those who will remain in His light, if we will only choose to follow and trust Him.	<b>A Legacy of Light and Dark</b> Comparing David and Jeroboam, this lesson shows how David's example influenced the kings of Judah, and how Jeroboam's example influenced the wicked kings of Israel for years to come.	<b>Life Rises from Death</b> From the Gospel accounts, kids will see that Jesus took all the world's sin upon Himself when He died, putting it to death. Then, when Jesus rose, He left sin in the grave and changed everything!	<b>The Final Battle</b> This lesson illustrates that Jesus will return and put a final end to darkness, reigning forever as King of Kings. (This lesson does not speculate on timelines or details of the End Times, but instead focuses on Christ's victory)
<b>SONGS</b> 	<b>The Great "I AM!"</b> This contemporary rock song praises God and His many names!	<b>Chosen</b> This ballad reminds kids that God has chosen them for His purpose!	<b>I Will Worship</b> This worship song is a declaration of love for all that God is!	<b>Saber of Light</b> This showtune-ish song teaches that Jesus is a Saber of Light!	<b>Mighty Indeed!</b> This powerful song shows through all time that God is mighty!
<b>SNACKS</b> 	<b>Sabers of Light</b> Pretzel rods covered in colored icing. 	<b>Alien Faces</b> Build your own aliens from veggies, cheese, pretzels and more! 	<b>Asteroids</b> Chocolate and honey-graham coated marshmallow treats. 	<b>Missiles and Moons</b> Pretzel and cracker-coated cheese balls served with carrots. 	<b>Shining Stars</b> Iced star-shaped sugar cookies. 
<b>SCRIPTURE GAMES</b> 	<b>J-Di Defense Training</b> Kids run back and forth through a game area, avoiding being 'zapped' by enemies with pool noodles!	<b>Speeder Racing</b> Kids sit on tarps pulled through a course by teammates in a relay race between teams!	<b>Blast Bolt</b> A target game where teams try to throw pool noodles (blast bolts) through the opposing team's goal while defending their own.	<b>Stronghold Assault</b> Kids run through a gauntlet of 'enemy fire' while trying to get their missiles into the opposing team's goal!	<b>Saber Training</b> Kids race to knock down as many upright sabers (pool noodles) as they can with their own sabers of light!
<b>CRAFT PROJECTS</b> 	<b>Sabers of Light</b> Fun swords made from pool noodles. 	<b>Robodroids</b> Robots made from paper cups and popsicle sticks 	<b>Cross-Wing Fighters</b> Model fighter ships made from folded paper. 	<b>J-Di Utility Pouches</b> Belt pouches for holding gospel tracts, and more! 	<b>J-Di Crowns</b> Crowns made from card stock. Based on 1 Cor. 9:25 and 1 Tim. 4:8 

# SCAR FORCE

### Welcome to Scar Force

As the director of your church's VBS program, you have many responsibilities. This VBS kit is designed to make your job as easy as possible for you and your staff. But, before you dive into the logistics of planning your VBS, here's a quick look at the nuts and bolts of Scar Force.

### THEME AND OBJECTIVE

A long time ago, in a galaxy very nearby, an epic saga began. At Scar Force, kids will attend the "J-Di" Academy, where they will learn to be "J-Di's" (Jesus Disciples) and train to walk in the ways of His Force. Scar Force is a good-natured spoof on the Star Wars franchise, designed to show kids that the Bible is an even greater epic saga than Star Wars. More than that, THIS saga is TRUE, and we are all an active part of it! Kids love Star Wars. Our objective is to help them to love the Bible even more, showing kids their great need for Jesus and the importance of walking in obedience to Him.

#### Episode I: The Greatest Menace

Kids will learn how the great war began, when the Dark Invader came to Eve and deceived her and Adam into trading God's Light for sin and darkness. A spiraling decline follows, culminating in a catastrophic global flood. But in the wake of these disasters, God promises a Light—a deliverer—who will defeat the darkness. This Deliverer will come from the family of one special man, chosen by God, whose name was Abram.

#### Episode II: A New Nation

The great grandson of Abram has carried on in Abram's footsteps, but years after Joseph became the leader of Egypt, the Hebrew people have become slaves to the Egyptians. But God has heard their cries and sent Moses to lead His people out of slavery through a series of devastating plagues. Now free of Egypt, the Hebrews struggle to establish a nation of their own, taking possession of the land which God had promised them. "Episode II" will show kids that God has chosen us to come out of our sin and to enter His rest by placing our trust in Him.

#### Episode III: The Fall of Israel

After a chaotic period of Judges, God gives Israel a king of their own, eventually placing David on the throne. Although David serves God wholeheartedly, the kingdom soon divides and descends into rebellion and depravity until all of Israel and Judah are taken again into slavery by Assyria and Babylon. Yet, even in this dark hour, a light shines, heralding the promise of a Deliverer... "Episode III" will challenge kids to hold up the Light of God even in the darkness by walking in God's Light and trusting in His Promises.

#### Episode IV: The Only Hope

After 400 years of silence by God and oppression at the hands of Greece and Rome, a Light whose coming has been long foretold has dawned like the sun. This Light, whose name is Jesus, is the fulfillment of all of God's Promises throughout the Bible for a Deliverer, and is the pivotal point in all of history. Even so, the Dark Invader appears to win a great victory as Jesus is arrested and put to death, seemingly putting an end to God's plan. But in an unexpected and wondrous turn of events, Jesus rises from the dead, leaving man's sin in the grave, and hope is alive and well!

### Episode V: Return of the King

From the accounts of the book of Acts to the triumphant return of the glorified Jesus as King of Kings in Revelation, "Episode V" will explain that Jesus will one day return to earth, and although we don't know the precise timing or details of how it will unfold, we can be certain of these things: It will certainly happen, and when it does, the King of Kings and Lord of Lords will destroy the darkness for all eternity, and evil will never be heard from again!

### TEACHING PERSPECTIVES

The Scar Force Bible Lessons are provided in Lesson Packs for each day and teaching level of VBS. Each day of the Scar Force VBS features TWO teaching times (Lesson "A" and Lesson "B") to show kids both the sequence and the significance of Biblical events. When taught in sequence, kids will experience a "bird's eye" view of the entire Bible and will see that everything hinges on Jesus and our response to Him.

### THE GOSPEL

One of the prime objectives of Scar Force is to share the gospel of Jesus Christ with children and their families. Through the use of Bible lessons, gospel tracts, and discipleship materials which can all be printed from the "Scar Force" materials, you can share the gospel with all the children in your VBS program.

Additionally, the Scar Force drama skits share the gospel with children every day of VBS. During the five days of VBS, "Lucas," our main drama character, will constantly share the gospel with a sense of urgency, and of course, with a great deal of fun. The "Scar Force" drama skits allow you to share the gospel on EVERY DAY OF VBS, making "Scar Force" a very evangelical program.

### FOUR BIBLE VERSIONS INCLUDED IN THIS VBS KIT

Nearly every publication in this VBS kit that directly quotes Scripture is provided in four different versions. So, as you're printing your materials, just indicate which Bible version you want, and that's what you'll get! The Bible versions included in this kit, and their copyright notices, are:

#### New International Version (NIV 1984)

Scripture quoted by permission. Quotations designated (NIV) are from THE HOLY BIBLE: NEW INTERNATIONAL VERSION (NIV). Copyright © 1973, 1978, 1984 by International Bible Society. Used by permission of Zondervan Publishing House. All rights reserved.

#### King James Version (KJV)

Written in 17th century English, this classic translation is viewed by many to be the best available. Quotations from the KJV are public domain.

#### English Standard Version (ESV)

The Holy Bible, English Standard Version. Copyright © 2001 by Crossway Bibles, a division of Good News Publishers. All rights reserved.

#### Holman Christian Standard Bible® (HCSB)

All quotations from the HCSB are Copyright © 1999, 2000, 2002, 2003 by Holman Bible Publishers.

### WEBLINK

If you purchase this VBS kit through TruthQuest's WebLink system, your VBS staff can access and download their own materials online. VBS staff can access their lessons by visiting [www.truthquest.net](http://www.truthquest.net) and clicking "WebLink Login." Then, after logging in (using the username and password set up by your church), they can navigate to the specific items they need and print the materials themselves. This option is only available if your church purchased the WebLink version of Scar Force.

### Five Days, Two and One-Half Hours per Day

Although you may alter the time frame in which this VBS program operates in your church, it is designed to run for five days, running for 2½ hours or more each day. This allows VBS to be done either in the daytime or in the evening. Extending the daily running time is possible, although we do not recommend reducing the running time to less than 2½ hours per day, as the children will not be able to participate in all the VBS activities in less than 2½ hours per day.

**See the VBS Scheduling Tools provided later in this Guidebook to easily establish your daily VBS schedule.**

### How This VBS Program Operates Each Day

#### SESSION 1: OPENING ASSEMBLY (20 MINUTES)

After children have arrived each day and checked in with their Age Group Leaders, all the children will assemble as one large group in a large room such as a church sanctuary. The opening assembly consists of the following:



##### Opening Songs

The worship leader will lead the children in singing the VBS Theme Song and one other song to start off on the right foot.

##### Opening Skit

A fun drama skit is performed for all the children which introduces the lesson focus for that day of VBS.

#### SESSIONS 2-5: VBS LESSON AND ACTIVITIES

After the opening assembly, the children are divided into their respective age groups (described later in this packet) and sent off to participate in five VBS activity sessions. During any given time session, each VBS age group will be involved in a different activity than the other groups. At the end of each time session, each group will ROTATE to a different activity until all of your age groups have participated in all of the activity sessions (meaning that each group will go to the VBS activities in a different order). You will need a room or area for each of these activity sessions, which are as follows:



##### Bible Lesson "A" (20 minutes)

This 20-minute lesson time teaches about significant Bible events and how they set the stage for things to come. Each lesson builds on the lessons that came before them, and all lessons include strong visual and interactive elements, as well as challenges to apply the Biblical concepts being covered. Bible Lesson "B" always follows this lesson and is of a similar style.



##### Bible Lesson "B" (20 minutes)

The "B" lesson for each day must always follow the "A" lesson in order to preserve the overall Biblical message.



##### Game Time (20 minutes)

For a break, the children get to run off some energy by participating in a fun game which either helps them to apply the day's lesson or just to have fun.



##### Crafts & Snack Time (20 minutes)

Here, the children get to create a simple but fun craft project to remind them of their day at VBS. As they do this, they are served a yummy and fun VBS snack.

#### SESSION 6: CLOSING ASSEMBLY (25 MINUTES)

At the end of each day, the children re-convene into one large group for the closing assembly, which takes place in the same room where your opening assembly took place. The closing assembly includes:



##### Praise & Worship Music

At the start of the closing assembly, the worship leader or drama leader leads all the children in singing worship songs such as those which have been provided on the VBS Music CD.



##### Closing Skit

Next, the second half of the drama skit for the day is performed for the children, reviewing what has been learned and concluding the story for that day of VBS.

##### Gospel Presentation & Prayer

Each day's VBS skit includes an option to present the gospel to the children during the closing VBS skit, along with a closing prayer.

## How Large is Your VBS?

The scale of your VBS affects numerous things as you make plans. The number of children and staff you will have affects your staffing needs, the Age Groups you'll incorporate, the teaching levels you'll use, and the way you set up your daily VBS rotation schedule.

### SCALING VBS TO YOUR NEEDS

Scar Force can accommodate up to eight age groups and four teaching levels. However, depending on the scale of your VBS, you may not use them all. The charts in the right column show three different VBS models. Based on your anticipated VBS attendance, you need to determine which of these three models your VBS will follow.

### SMALL VBS

#### 50 or Fewer Children Expected

In this VBS model, you will OMIT six of the eight possible VBS age groups and two of the possible teaching levels. Teaching levels 1 and 3 will not be used in this model, and all materials in this VBS kit which are designed specifically for Level 1 or Level 3 should be disregarded.

#### Go to the "How to Set Up a Small VBS" Section Beginning on Page 9

This mini-section includes tools to help you adapt Scar Force to suit your needs, including:

- Small VBS Age Group and Teaching Level Chart
- Small VBS Rotation Schedule
- Small VBS Staffing Chart
- "Volunteers Needed" flyer for small VBS

### MEDIUM-SIZED VBS

#### 50-150 Children Expected

This VBS model omits four of the eight possible VBS age groups, but uses ALL of the VBS teaching levels.

#### Go to the "How to Set Up a Medium-Sized VBS" Section Beginning on Page 13

This mini-section includes tools to help you adapt Scar Force to suit your needs, including:

- Medium VBS Age Group and Teaching Level Chart
- Medium VBS Rotation Schedule
- Medium VBS Staffing Chart
- "Volunteers Needed" flyer for medium-sized VBS

### LARGE VBS

























#### Over 150 Children Expected

This VBS model uses all of the age groups and teaching levels created for this program.

#### Go to the "How to Set Up a Large VBS" Section Beginning on Page 18

This mini-section includes tools to help you adapt Scar Force to suit your needs, including:

- Large VBS Age Group and Teaching Level Chart
- Large VBS Rotation Schedule
- Large VBS Staffing Chart
- "Volunteers Needed" flyer for large VBS

SMALL VBS (50 or Fewer Children)		
Squadrons to Include	For Which Ages / Grades	Teaching Level
	<b>Gold Squadron:</b> AGE 3 THRU 1ST GRADE	 <b>LEVEL 2</b> For Grades K-5 -1st Grade
	<b>Blue Squadron:</b> 2ND GRADE THRU 6TH GRADE	 <b>LEVEL 4</b> For 4th Grade thru Pre-teen
MEDIUM VBS (50 - 150 Children)		
Squadrons to Include	For Which Ages / Grades	Teaching Level
	<b>Bronze Squadron:</b> AGE 3 THRU AGE 4	 <b>LEVEL 1</b> For Preschool Children
	<b>Gold Squadron:</b> KINDERGARTEN THRU 1ST GRADE	 <b>LEVEL 2</b> For Grades K-5 -1st Grade
	<b>Red Squadron:</b> 2ND GRADE THRU 3RD GRADE	 <b>LEVEL 3</b> For 2nd and 3rd Graders
	<b>Blue Squadron:</b> 4TH GRADE THRU 6TH GRADE	 <b>LEVEL 4</b> For 4th Grade thru Pre-teen
LARGE VBS (150 or More Children)		
Squadrons to Include	For Which Ages / Grades	Teaching Level
 	<b>Orange Squadron:</b> AGE 3 <b>Bronze Squadron:</b> AGE 4	 <b>LEVEL 1</b> For Preschool Children
 	<b>Yellow Squadron:</b> KINDERGARTEN <b>Gold Squadron:</b> 1ST GRADE	 <b>LEVEL 2</b> For Grades K-5 -1st Grade
 	<b>Coral Squadron:</b> 2ND GRADE <b>Red Squadron:</b> 3RD GRADE	 <b>LEVEL 3</b> For 2nd and 3rd Graders
 	<b>Cyan Squadron:</b> 4TH GRADE <b>Blue Squadron:</b> 5TH & 6TH GRADE	 <b>LEVEL 4</b> For 4th Grade thru Pre-teen

# SCAR FORCE



## Bringing the Scar Force Theme to Life

The sci-fi theme of this VBS includes a few special details for you to consider. The information on this page is meant to help you to get the most out of VBS.

### STAFF NAME TAGS

All of your VBS staff who will be working directly with children should have name tags to identify them. These name tags are all included with the materials you will give to each volunteer. For example, the Crafts Kit includes a name tag for a Crafts Leader, and the Bible Lesson Kits include name tags for teachers. However, you can also print extra staff name tags (as well as name tags for children) from the "Registration & Scoring Tools" section of the Scar Force Disc or WebLink.

### SQUADRON FLAGS

Each of the VBS Age Groups is identified as a "Squadron," and each team has its own flag. These team flags can be printed from the Clip Art Library of the Scar Force Disc or WebLink. We suggest printing a flag for each age group.

### CHECK-IN LOCATIONS

For faster VBS check-in, we suggest designating a specific area for each Age Group to meet and check in with their Age Group Leaders each day. Since the first VBS activity each day is an opening assembly, a good location for check-in areas is to rope off a seating area in your assembly room where each age group is to gather each day. For instance, the first couple of seating rows could be a check-in area for the Preschool group, and the two rows behind that would be for the Kindergartners, and so on. We suggest posting additional copies of the age group squadron flags in each check-in area so that children will recognize which area they should go to.

### BOYS VS. GIRLS COMPETITION

To motivate children to listen closely and participate in VBS, the lesson times utilize a "boys vs. girls" competition. Certain questions during lesson time are worth points, and boys and girls race to correctly answer the most questions. When a question is asked, any child who thinks they know the answer is to STAND UP. The first child to stand is called on for their answer. If they are correct, they score a point for their team, which is recorded on a Scoreboard sheet (included in the Lesson Packs). At the end of each day of VBS, all of the Scoreboard sheets from each group are turned in and tallied. If the boys answered the most questions, then Luna, the girl drama character, will be sprayed with silly string in the closing assembly. If the girls win, then "J.J.", the boy character, will be sprayed. This simple competition will motivate children to listen closely, therefore helping them to learn more.

## VBS SAMPLER

PAGE 8

### BASIC DECORATING IDEAS

While more complete decorating ideas are found in the Scar Force Decorations Kit (from the Scar Force Disc or WebLink), we've listed a few basic ideas here to give you an idea how to bring the theme to life.

#### Planetary Decor

Try to make your facility look like planets from "Star Wars." For example, you could make your rooms look like a desert planet, an ice planet, a jungle/swamp planet, or just about any other planet. Watch the Star Wars films for ideas and see what you can dream up!

#### Interior Sci-Fi Settings

You could also make areas of your church look like the interior of the "Death Star," or the icy rebel base or the cloud city from "The Empire Strikes Back," or any number of other settings from the Star Wars films.

#### Interior of Space Ships

Another fun decorating option is to make the rooms of your facility resemble the interiors of some of the space ships from the "Star Wars" films. Your classrooms could look like the interior of the "Millennium Falcon," a "Star Destroyer," or just about any other space ship.

#### Cardboard or Styrofoam Space Ship Models

Using some of the artwork provided on the "Scar Force" disc or WebLink, create large templates that can be used for building large space ships cut out from cardboard or insulation foam sheets. Paint them, put them together, and fasten some of the logos from the Clip Art Library, and you'll have a cool model space ship that will be the center of attention inside your facility!

#### "Star Wars" Merchandise

If you have any "Star Wars" costumes, toys, posters or collectibles that you would like to use for decorating during VBS, this will go a long way to creating the sci-fi atmosphere of Scar Force.

#### Epic Sci-Fi Background Music

You can create a sense of atmosphere and grandeur by softly playing some appropriate music in your facility, just to create the mood of a sweeping, epic saga.

### COSTUMING

If possible, show up to VBS dressed in costume. Coming dressed as characters from the "Star Wars" movies, or as generic sci-fi characters like aliens, robots, etc. will add a sense of atmosphere for your VBS and will make the entire experience more fun for everyone. Remember to choose appropriate costumes that are not scary or immodest, and also keep your VBS role in mind as you choose a costume. For example, dressing as "Darth Maul" would be a bad choice for a VBS teacher. Costumes should reflect heroic characters and should not detract from the Bible teaching objectives of Scar Force.

### SCAR FORCE SIGNS

Official-looking signs like "J-Di Headquarters," "Armory," "Training Facility" and others can add further authenticity if posted strategically around your facility. A variety of signs and other decorative artwork is available on the Scar Force Disc or WebLink. We suggest borrowing or printing a copy of the Decorations Kit from the Scar Force Disc or WebLink for more ideas.



# SCAR FORCE

### The VBS Departments

The Scar Force VBS kit is divided into what we call "Resource Kits." Each kit is designed for a particular area, or "department" of VBS. This allows the VBS Director to recruit heads for each VBS department, providing them with the appropriate kits and materials for their assigned departments from the Scar Force Disc or WebLink. In this way, all of the VBS "Department Directors" will be equipped with all the VBS materials they need for operating their department of VBS.

### SUMMARY OF VBS DEPARTMENTS

Now it's time to take a brief look at what the VBS Department Directors will be doing and how each department will work. Being aware of what your volunteers are doing will be very important for keeping everyone organized and enabling you to answer questions from your workers.

We recommend that you take a quick look at the VBS Resource Kits which pertain to each department for a full understanding of the needs and responsibilities of each department. However, for your reference, we've included an overview of what each department and director will be doing. This overview is as follows:

### Drama Department

The Drama Staff for VBS will be overseeing the dramatic portions of the VBS program, including the opening and closing skits for each day of VBS. The drama skits feature three fun characters (shown in the next column). Lucas Bibletalker is the "J-Di" instructor for the VBS week. His students include Luna, a J-Di who has lost her passion for Jesus, and "J.J.," a sci-fi nerd who fantasizes himself as a "Star Wars" Jedi.

Each day's skit sets the stage for the Bible lessons to be taught that day. On each day of VBS, the first part of the drama skits will be performed to set the stage for the day's lessons. Then, the children will be sent off to their other VBS activities, which will relate to the "set-up" that took place in the opening skit. At the end of each day in the closing assemblies, after a time of praise & worship, each day's closing skit will then be performed, reviewing and wrapping up what was taught that day and concluding with a powerful gospel presentation. The drama skits will be great fun for children to watch, all while teaching important concepts.

### NEEDS OF THE DRAMA DEPARTMENT

The Drama Department will need a stage area on which to perform and where all of your VBS children can watch the drama skits. Depending on the size of your facility, they may also need a sound system and some minor technical equipment. You'll need an adult actor to play "Lucas" and actors to play the parts of Luna and "J.J." (teens with dramatic talent are good choices). The Drama Kit contains all of the VBS skits and includes many of the props and instructions needed. The Scar Force Disc and WebLink also contains teleprompter versions of each skit, along with instructions for setting up a simple teleprompter.

### VOLUNTEERS NEEDED

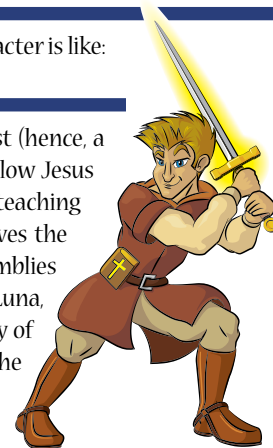
- An adult to play "Lucas." This should be an adult man.
- A male actor to play the part of "J.J." This can be an adult, but a teenager would be very suitable.
- A female actor to play the part of "Luna." This can be an adult, but a teenager is very suitable.
- A technical crew for sound and lights if applicable
- People to help acquire props and prepare sets for your skits

### THE CHARACTERS

Here's a quick summary of what each character is like:

#### LUCAS BIBLETALKER

Lucas is a longtime disciple of Jesus Christ (hence, a "J-Di") and is here to train up others to follow Jesus and become J-Di's. Lucas is the primary teaching character in the skits, and it is he who gives the gospel presentations in the closing assemblies each day. Lucas shares his wisdom with Luna, J.J. and the kids, but also engages in plenty of humorous interactions and homages to the "Star Wars" films.



#### LUNA ORGANIC

Luna is a disciple of Jesus (a "J-Di"), but she has lost some of her passion for Christ and largely goes through the motions. Luna represents those of us who love the Lord, but whose walks with Him are mechanical and lacking the true fellowship with the Savior. Luna is the source of much of the comic relief in the drama skits, but she also offers a challenge to the complacent Christians in the audience to be zealous for Christ. During the course of the VBS skits, Luna will grow from being a somewhat stuck-up and self-righteous person to a genuine, compassionate, and newly-committed J-Di who longs to serve Jesus in all things, and to serve others as well.



#### J.J. BANKS

J.J. is the primary comic relief character in the Scar Force skits. He comes to the J-Di Academy under the mistaken impression that he will learn to be a "force"-wielding Jedi there, and he seems to exist in his own little imaginary sci-fi world. His presence will be humorous, if a bit annoying (especially to Luna, who questions J.J.'s usefulness). Nevertheless, he will grow through the course of the skits into a person who realizes that there's more to life than what the world can offer, and who eventually realizes the truth of the epic saga that is God's Word, and he will himself become an enthusiastic J-Di.



### Teaching Department

The Teaching Department is the backbone of your VBS, providing the most "face-to-face" in-depth teaching of the VBS program. The Teaching Department includes:

#### Lesson Packs

The lessons for Scar Force are arranged by day into "Lesson Packs." For each day of VBS, there are four lesson packs (one for each of the four teaching levels), and each lesson pack contains TWO lessons (Lesson "A" and Lesson "B"). These interactive lessons based upon Bible events will illustrate how key events in the Bible set the stage for the events that followed. When taught in full and in sequence, these lessons will give kids an overall picture of the entire Bible and will show how everything hinges on Jesus. All of these lessons are closely tied together, all sharing a common overall object lesson to show how each event of the Bible affects the whole saga.

#### Send-Home Materials Kit

Age-targeted worksheets relating to each day's VBS lesson to be sent home with the children. Also includes a take-home Bible study sheet designed for parents so they can study the same topics their children learned and continue the teaching process.

#### Adult and Teen Lesson Kit

Five lessons that closely follow what the children are learning, but geared for teens and adults.

#### Gospel Tracts & Discipleship Booklet (NIV or KJV only)

For use in evangelizing children and helping them to mature.

#### Teaching Director's Guide

Summarizes all of the above items and includes directions for setting up his or her department, as well as how the Scar Force lesson materials should be used.

### NEEDS OF THE TEACHING DEPARTMENT

Based upon the size of your VBS, you'll need either two rooms or four rooms for your Bible Lessons. If desired, you will also need classrooms for the Adult & Teen teaching activities. Certain supplies which are needed for teaching the Bible Lessons are listed in the Lesson Packs, though many of these supplies are included within the Lesson Packs.

### BIBLE TEACHING PERSONNEL NEEDED

Based upon the size of your VBS you'll need staff as follows:

#### Small VBS:

- One or two Bible Lesson Teachers, each of whom will teach BOTH Lesson "A" and Lesson "B" to the kids for each day of VBS.

#### Medium VBS:

- Two Bible Lesson Teachers
- Two Bible Lesson Assistants

Each teacher will teach BOTH Lesson "A" and Lesson "B" to the kids.

Better lesson continuity can be achieved by having the same teachers teaching all; through VBS, but you can also have different teaching crews each day of VBS in order to reduce the work required of each teacher.

#### Large VBS:

- Four Bible Lesson Teachers
- Four Bible Lesson Assistants

Each teacher will teach BOTH Lesson "A" and Lesson "B" to the kids.

Better lesson continuity can be achieved by having the same teachers teaching all through VBS, but if you prefer, you can also have different teaching crews each day of VBS in order to reduce the work required of each teacher.

### ADULT & TEEN LESSON TEACHERS

Finally, if you choose to include adults or teenagers in your VBS, you'll need qualified people to teach them, such as pastors, using the lessons in the Adult and Teen Lesson Kit.



### Age Group Leaders

Age Group Leaders are the adult helpers who will be with the kids throughout the VBS program, taking them from area to area, administering discipline, and most importantly, befriending the kids. At the start of each day's VBS session, Age Group Leaders will need to "check-in" the children for the age groups they're assigned to. Check-in involves greeting children, issuing them name tags, listening to them reciting memory verses, and keeping score for them on included score sheets.

#### NEEDS OF AGE GROUP LEADERS

We suggest equipping each Age Group Leader with a name tag and a clipboard on which they can keep notes or score sheets.

#### Age Group Leader T-Shirt Artwork is Provided

The Scar Force Disc or WebLink includes t-shirt artwork for the leaders of each age group which you can print and iron on to white t-shirts. This will help children to quickly identify the leaders of their groups.

#### VOLUNTEERS NEEDED

We suggest one adult for every ten children.

### Crafts Department

The Crafts Department will handle the Craft Time sessions of each day of your VBS program. Special craft projects are included in the Crafts Kit, including supply lists, templates, diagrams, directions and photos of finished crafts. All of the craft projects relate in some way to the theme of the lessons of VBS, and all of the projects are simple and easy. The Scar Force craft projects are shown on the VBS Overview chart earlier in this publication.

#### Special Note about Crafts Time

For scheduling reasons, the VBS operating schedule built into Scar Force calls for Crafts time and Snacks time to be combined into a single 20-minute session. This means that the Crafts and Snacks staff will share a single room, and children will eat their snacks as they assemble their crafts.

#### NEEDS OF THE CRAFTS DEPARTMENT

You will need an area in which to host Craft Time for each day of VBS. We suggest a non-carpeted area if one is available. Otherwise, we suggest protecting floors with painting tarps and protecting craft tables with newspapers. Supplies needed for craft projects are listed in the Crafts Kit and on the "Donations Needed" flyer from this kit.

#### VOLUNTEERS NEEDED

- Craft Teachers who can demonstrate crafts and assist children
- Preparation workers who can prepare the supplies needed for each craft project, as well as preparing (mess-proofing) the area in your facility where the crafts will be taught.
- Clean-up personnel to assist in cleaning up after craft time.

### Snacks Department

The Snacks Department will be responsible for preparing and handling the daily Snack Time of your VBS program. The Snacks Kit includes recipes for five simple but fun VBS snacks, as well as suggestions for preparation, cleanliness, and more. The five Scar Force snacks are found on the VBS Overview chart earlier in this publication.

#### Special Note about Snacks Time

Snack time and Crafts time will take place together in a single 20-minute session. Crafts and Snacks staff will share a single room, and children will eat their snacks as they assemble their crafts.

#### NEEDS OF THE SNACKS DEPARTMENT

You will need an area in which to serve the snacks to the children. In some cases, children are asked to assemble their snacks before eating them, meaning that you will need to have tables for the children to be served at. We also suggest a non-carpeted area for Snack Time. A list of the items needed for Snack Time is included in the Snacks Kit.

#### VOLUNTEERS NEEDED

- Preparation volunteers who will make necessary preparations
- Snack supervisors who will serve the children
- Clean-up volunteers

### Games Department

The Games Department will prepare and administer each day's VBS games. The games are a good way for children to release extra energy and to let loose for a while at VBS. All of the VBS games are loosely related to the theme and the VBS lessons. The Games Kit includes detailed directions, diagrams and props for use with the VBS games. The Scar Force games are briefly described on the VBS Overview chart earlier in this publication.

#### NEEDS OF THE GAMES DEPARTMENT

We suggest an outdoor grassy area or an indoor area with soft flooring or carpeting. A first aid kit is always a good idea, and we suggest making water available for thirsty kids. Other supplies needed for games are listed or provided in the Games Kit.

#### VOLUNTEERS NEEDED

We suggest having a few adult helpers to play with the children, to keep order, and to keep the games safe.

### Music Department

The Music Department will handle the Praise & Worship segment of your VBS program, learning, teaching and performing the songs for VBS. Your Music Director may perform the VBS songs from the Scar Force Disc or WebLink, as well as other children's songs favored by the children in your church.

#### NEEDS OF THE MUSIC DEPARTMENT

Your music leaders will need the Scar Force audio music and videos (from a music disc, a DVD or from the WebLink, depending upon what you purchased) and printable Music Kit to work from.

#### VOLUNTEERS NEEDED

We suggest having a few teens or children assist the worship leader in leading the VBS children in Praise & Worship.

### Missions Department

This department will oversee the VBS Missions project, promoting the project each day at VBS and getting the VBS children involved in the process. This department will determine what the missions project will be and how high to set the fund raising goal.

#### NEEDS OF THE MISSIONS DEPARTMENT

You will need an area where you can display the fund-raising progress for your missions project so that your VBS children can see it. Resources for showing your fund-raising progress are provided in the Missions Kit. One person should be adequate for this department.

### Advertising Department

The Advertising Department is responsible for advertising and promoting your VBS program before VBS begins. Using flyers, posters and artwork provided in the Advertising Kit and on the Scar Force Disc or WebLink, the department will create interest and excitement both within your church and around your community for your VBS program.

#### NEEDS OF THE ADVERTISING DEPARTMENT

Your Advertising Director will need access to the Scar Force Disc or WebLink so that all of the flyers, posters and artwork needed can be printed and used. Otherwise, it is up to your church to determine an advertising budget.

### Registration & Scoring Dept.

The Registration and Scoring Department will oversee the registration process for your VBS, making sure that you have all of the important information needed for each child in your VBS program. This department will also be keeping score as the children accumulate points for their participation in VBS. They will also determine what kinds of awards or prizes to give to the kids. This department will promote early registration within your church and "day-of-event" registration during the five days of your VBS program. The Registration Department will make name tags for each child in your VBS program and ensure that Age Group Leaders have important information for each child. Additionally, this department will tally up scores for all children throughout VBS as directed in the Registration & Scoring Kit.

#### NEEDS OF THE REGISTRATION & SCORING DEPT.

You will need a table where registration will take place. Your volunteers will need to use this table throughout VBS, both for registration and for scoring. Name Tags, Registration & Scorekeeping Cards, and other tools are provided in the Registration Kit. You will also need a calculator and a supply of 3" X 4" Avery Top-Loading Clip-Style Name Tags.

#### VOLUNTEERS NEEDED

We suggest recruiting 3-4 people to assist with the registration and scoring process. Workers from other VBS departments may be able to assist when they are not engaged with their own duties.

### Decorations Department

This department will be transforming your facility to look like scenes or sets from the "Star Wars" films. Toys, props or collectibles from those films would make great decorations, or you can draw inspiration from the films to create your own sci-fi atmosphere. More decorating ideas are found in the Decorations Kit. Additionally, the Decorations Kit includes a directory of clip-art and signs which can be used for transforming your facility into an 'out-of-this-world' experience.

#### NEEDS OF THE DECORATIONS DEPARTMENT

The Decorations Department will need a number of supplies for decorating your facility, many of which are included in the Decorations Kit and on the Scar Force Disc or WebLink. The Decorations Director will need access to the Disc / WebLink so that he or she can freely locate and print whatever is needed from the clip art library. You will also need to set a VBS decorating budget.

#### VOLUNTEERS NEEDED

- Carpenters may be needed to build any special props you might want for your VBS
- Artists to paint scenes or signs
- Thrift store or garage sale shoppers to acquire decorating items
- Craft hobbyists to assist in producing props and scenes

### There You Have It!

In a nutshell, that's a brief summary of the Scar Force VBS program. If you have any questions about this VBS kit, please feel free to contact us as shown below.

We'd also like to tell you about our weekly Truthopolis Sunday School and Children's Church curriculum, designed for ages 3-11. Our Truthopolis program is very much like this VBS program, including drama skits, Bible/object lessons, take-home worksheets, family study sheets, gospel and discipleship materials, clip art, and much more. Truthopolis also involves many fun characters for drama skits, including puppets. Bring the fun and effective Bible teaching of VBS to your church EVERY WEEK through the TruthQuest® Truthopolis Program! Visit our web site and check it out!

### TRUTHQUEST® MINISTRIES

**web site:** [www.truthquest.net](http://www.truthquest.net)  
**email:** [info@truthquest.net](mailto:info@truthquest.net)  
**phone:** 800-505-5187  
**address:** 11500 Sheridan Boulevard  
Westminster, CO 80020



### TruthQuest® Doctrinal Statement

#### WE BELIEVE:

1. The Scriptures, both Old and New Testaments, to be the inspired Word of God, without error in the original writings, the complete revelation of His will for the salvation of men and the Divine and final authority for Christian faith and life.
2. In one God, Creator of all things, infinitely perfect and eternally existing in three persons: Father, Son and Holy Spirit.
3. That Jesus Christ is fully God and fully man, having been conceived of the Holy Spirit and born of the Virgin Mary. He died on the cross, a sacrifice for our sins according to the Scriptures. Further, He arose bodily from the dead, ascended into heaven, where, at the right hand of the Majesty on High, He is now our High Priest and Advocate.
4. That the ministry of the Holy Spirit is to glorify the Lord Jesus Christ and, during this age, to convict men, regenerate the believing sinner, and indwell, guide, instruct and empower the believer for godly living and service.
5. That man was created in the image of God but fell into sin and is, therefore, lost, and only through regeneration by the Holy Spirit can salvation and spiritual life be obtained.
6. That the shed blood of Jesus Christ and His resurrection provide the only grounds for justification and salvation for all who believe, and only such as receive Jesus Christ are born of the Holy Spirit and, thus become children of God.
7. That water baptism and the Lord's Supper are ordinances to be observed by the Church during the present age. They are, however, not to be regarded as means of salvation.
8. That the true Church is composed of all such persons who through saving faith in Jesus Christ have been regenerated by the Holy Spirit and are united together in the Body of Christ of which He is the Head.
9. That only those who are, thus, members of the true Church (above) shall be eligible for membership in the local church.
10. That Jesus Christ is the Lord and Head of the Church and that every local church has the right, under Christ, to decide and govern its own affairs.
11. In the personal premillennial and imminent coming of our Lord Jesus Christ and that this "Blessed Hope" has a vital bearing on the personal life and service of the believer.
12. In the bodily resurrection of the dead; of the believer to everlasting blessedness and joy with the Lord; of the unbeliever to judgment and everlasting conscious punishment.

# SCAR FORCE

THE REAL SAGA.  
THE TRUE FORCE.



©2012 TRUTHQUEST MINISTRIES  
WWW.TRUTHQUEST.NET



## Sample Materials

**SAMPLES ON THE FOLLOWING PAGES INCLUDE:**

### *Day Lesson Pack, Level 3*

#### **PAGES 15-23**

This Lesson Pack includes two lessons from Day five of Scar Force. These lessons build upon all the lessons from Days 1-4 and make use of the same object lessons from previous lessons to show how things have progressed in the Bible from Genesis on. These particular lessons deal with the early church and the spread of the Gospel, and then the triumphant return of Christ in Revelation, where kids will see that God will have His final, decisive victory over the enemy.

We have chosen to include a full Lesson Pack in this Sampler to show you how lessons will be presented to your staff, and how the lessons will be taught to your kids.

### *Day 1 Crafts Sample: Light Sabers*

#### **PAGE 24**

This fun craft project lets kids make their own light sabers from pool noodles!

### *Day 5 Game Sample: Light Saber Training*

#### **PAGE 25**

Kids will love knocking over upright-standing light sabers in his boys vs. girls game!

### *Music Song Sheet*

#### **PAGE 26**

Check out the lyrics to the great songs of Scar Force!

# SCAR FORCE

# LESSON PACK

## EPISODE V



### YOUR MISSION:

- Study and prepare both Lesson A and Lesson B
- Gather and prepare all needed materials from the Lesson A Setup page and the Lesson B Setup page
- Teach both lessons to your assigned groups

### THANK YOU FOR BEING A TEACHER!

We pray that God will bless you as you teach kids about the epic saga that is God's Word. Please read through this packet, following its directions and making all the required preparations, and prepare yourself for an exciting adventure as an instructor at J-Di Academy!

### A WARNING ABOUT ALTERING THESE LESSONS

All Scar Force lessons are closely tied to the lessons before and after them. Some lesson aspects may not make sense until later lessons reveal the reasons. Altering these lessons could damage the full message!

### TIPS FOR TEACHERS

- Make these lessons **FUN** by **HAVING FUN** yourself!
- Look kids in the eye and smile!
- Learn and use kids' names—they love that!
- Don't be boring! Speak dramatically!
- Involve kids in lessons and they'll learn better!
- Repeat kids' answers so everyone hears them!
- Let kids see you using your actual Bible!
- Pray for God's Guidance and Blessing!

### THE SCOREBOARD SHEET

See the Scoreboard sheet in this packet for information about motivating kids.

### THE SEND-HOME MATERIALS

This VBS also includes Worksheets for kids and Family Study sheets for parents, which are meant to be sent home with kids each day of VBS. Ask your VBS Director how your church will use those Send-Home Materials, which can be printed from the Send-Home Materials kit in this VBS.

### Your Name Tag → → → → → → → →

Cut out the name tag (right) and insert it into a 4 inch X 3 inch top-loading clip-style name tag from Avery, which your VBS Director can give you. Wear this Name Tag to identify yourself during VBS.

### SCRIPTURE QUOTES IN LESSONS ARE FROM THE NEW INTERNATIONAL VERSION (NIV 1984)

Scripture quoted by permission. Quotations designated (NIV) are from THE HOLY BIBLE: NEW INTERNATIONAL VERSION (NIV). Copyright © 1973, 1978, 1984 by International Bible Society. Used by permission of Zondervan Publishing House. All rights reserved.


**YOU WILL TEACH BOTH LESSONS IN THIS PACKET TO ONE OR BOTH OF THESE GROUPS:**



### "Preparing for Dawn"

Through an object lesson using candles, this lesson will illustrate how the gospel can and should be spread while we await Christ's promised return to the earth. In this final "spiritual night," we have been charged with spreading the light of Jesus to as many people as will accept it before the day of Christ's final triumphant return.

Teach this during your first lesson session




### "The Final Battle"

This object lesson will teach from the book of Revelation how Jesus will triumphantly return to the earth and put a final end to darkness and evil forever. This lesson will be illustrated by destroying the "Land of the Shadow of Death" in your classroom, and by showing kids that there will be no more darkness.

Teach this during your second lesson session





## SCAR FORCE

# J Di ACADEMY

JESUS DISCIPLE

First Name

Last Name

# INSTRUCTOR

# SCAR FORCE

# LESSON SETUP

## EPISODE V



### PROPS TO ACQUIRE: *Most are from previous lessons*

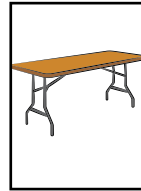
- These items need to be ACQUIRED and PREPARED, either by you or your Teaching Director BEFORE Lesson Time as directed.
- SAVE all props that have the **✓KEEP** symbol for re-use in future lessons. Items listed in GOLD are re-used from previous lessons.



**Tea Light Candles**  
Re-use all the candles from the Day 3 Lessons. MARK ONE OF THEM WITH AN 'X'. CUT THE WICK OFF OF YOUR 'X' CANDLE.



**Pillar Candle**  
Re-use the pillar candle from the Day 3 Lessons.



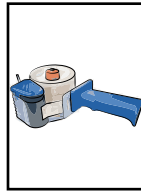
**Table**  
Re-use the table from the Day 3 Lessons.




**"Dark Invader" Poster**  
From Lesson 1A. Keep it hung on the "dark side" of the wall.  
**✓KEEP**



**Lighter**  
For lighting the candles.  
**✓KEEP**



**Packing Tape**  
Use this for the signs.  
**✓KEEP**



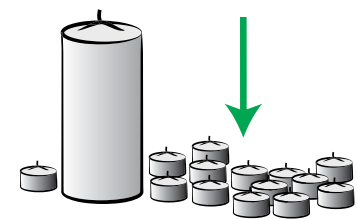
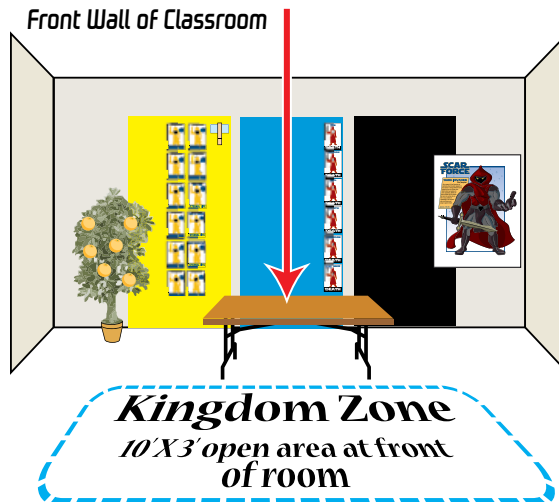
**"Tree of Life"**  
From Lesson 1A, with "fruit" attached. Keep the "Tree of Life" at the front of your room.  
**✓KEEP**

### CLASSROOM SETUP: *Future lessons depend on this setup*

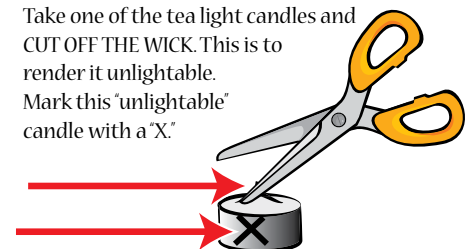
- The front wall of your classroom must be set up as shown below BEFORE the Lesson time begins.
- The setup shown below may progress and change as the lesson proceeds (this will be shown in the Lesson Diagrams).
- The classroom will need to be RESET to match what is shown below if this lesson is going to be REPEATED for different classes.

Room should be set up as it was left at the end of Lesson 4B, EXCEPT:

- The table is required for this lesson
- The "SIN" cards from Lesson 4B should be gone.
- You will also need the tea light candles from Lesson 3B (about 35 of them) and the pillar candle from Lesson 3B. You will also need some scissors.
- Keep an open area (about 10' X 3') in the front of the classroom, where kids will sit later in this lesson. This will be called the "Kingdom Zone."



Take one of the tea light candles and CUT OFF THE WICK. This is to render it unlightable. Mark this "unlightable" candle with a "X."






### "Preparing for Dawn"

From the book of Acts

#### Memory Verse:

**Revelation 22:5**

There will be no more night. They will not need the light of a lamp or the light of the sun, for the Lord God will give them light. And they will reign for ever and ever.



#### PREPARE:

Ensure that you have all the materials and have made all the preparations from the Lesson 'A' Setup Page.

#### ACTION: 1

As your kids arrive, pass out an unlit tea light candle to each one. Do NOT pass out the candle marked with the "X." Do not let kids sit in the "Kingdom Zone" yet.



#### LESSON INTRODUCTION:

In our last episode, the long-promised, long awaited Saber of Light—Jesus Christ—came into the world. He lived as a Man, teaching and healing and He died as the Lamb of God, the sacrifice to pay for man's sin. But in His death, Jesus changed everything, taking all of man's sin upon Himself and putting it to death. Then, Jesus rose from the grave, earning victory over death for Himself and for all who would follow Him.

We learned in our last episode that the life of Jesus was like the sun rising and setting. He is the Light of the world. Now, Jesus' time on earth was at an end, like the setting of the sun. One day, when the disciples were with the risen Jesus, they asked Him, "Lord, are you going to restore the kingdom now?" That's when Jesus gave an amazing answer:

#### SCRIPTURE: Acts 1:7-8 (below)

He said to them: "It is not for you to know the times or dates the Father has set by his own authority. But you will receive power when the Holy Spirit comes on you; and you will be my witnesses in Jerusalem, and in all Judea and Samaria, and to the ends of the earth."

#### DISCUSSION QUESTIONS (NO POINTS)

- Q. What did Jesus tell us about the times and dates?
- A. It is not for us to know the times or dates set by God.
- Q. What did Jesus tell His disciples they would receive?
- A. Power from the Holy Spirit coming on them.
- Q. What mission did Jesus give us?
- A. To be His witnesses in all the earth.

#### SCRIPTURE: Acts 1:9-11 (below)

After he said this, he was taken up before their very eyes, and a cloud hid him from their sight. They were looking intently

up into the sky as he was going, when suddenly two men dressed in white stood beside them. "Men of Galilee," they said, "why do you stand here looking into the sky? This same Jesus, who has been taken from you into heaven, will come back in the same way you have seen him go into heaven."

#### QUESTION (WORTH 1 POINT)

What do these verses tell you about Jesus?

**ANSWER:** He is coming back!

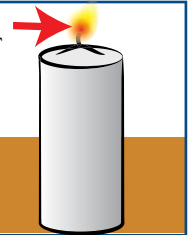
#### BIBLE STORY: A New Mission (Acts 1)

So there it was. Jesus would someday return to the earth, and the time was short. So until that day came, His followers were told to preach the good news to as many people as they could.

But now, things were different. Unlike the J-Di's of the past, the "Jesus Disciples" of today would have the actual Holy Spirit living in their hearts to teach, guide, and correct them so that they could serve God. The disciples of Jesus—the J-Di's—were now God's witnesses, and they were supposed to teach others all around them about Jesus.

#### ACTION: 2

Light your pillar candle. Set it on the center of your table and explain that this represents the Holy Spirit living inside us.




#### BIBLE STORY: The New Church (Acts 2)

Well, the disciples DID preach about Jesus. More and more people believed and were saved, and more people began to teach. Before long, there were thousands of followers of Jesus, and the Holy Spirit entered the hearts of every one of them.

#### ACTION: 3

Go among the kids and select two kids to come to the front with their unlit tea candles. Take their candles and light them, and have the two kids sit down in the Kingdom Zone. Set the new candles on the table as shown.



#### DISCUSSION QUESTIONS (NO POINTS)

- Q. Imagine that this flame is the Saber of Light. What happened when I shared it with the other two?
- Q. Did my flame get smaller when I shared it with two others?

#### BIBLE STORY: "We Won't Stop!" (Acts 4:5)

The good news of Jesus was spreading, but it wasn't long before the religious leaders started picking on the followers of Jesus. They arrested them, questioned them, beat them,

Continued on Next Page...

*Continued from Previous Page*

and threw them into prison. And, they ordered Peter and the Apostles to stop teaching about Jesus.

**SCRIPTURE: Acts 5:29 (below)**

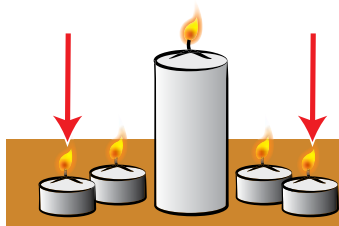
Peter and the other apostles replied: "We must obey God rather than men!"

**BIBLE STORY: Persecution! (Acts 5-9)**

Well, that didn't stop the religious leaders from trying to harass the believers in Jesus. But, it didn't stop the believers from preaching either! The more the religious leaders tightened their grip, the more believers slipped through their fingers!

**ACTION: 4**

Go among the kids and select two kids to come to the front with their unlit tea candles. Then, light their candles and set them on your table. Have these two kids also sit down in the Kingdom Zone.



**DISCUSSION QUESTIONS (NO POINTS)**

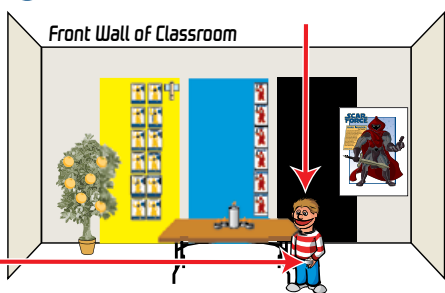
- Q. Is the good news spreading?
- Q. Were the religious leaders stopping the good news?

**BIBLE STORY: Stephen Stoned (Acts 6-7)**

One of the believers, named Stephen, was arrested and dragged before the religious leaders. Unafraid, Stephen preached the good news of Jesus to them all. Furious, the religious leaders killed Stephen, as a man named Saul watched and approved.

**ACTION: 5**

Go out among the kids and select a boy to come to the front (with his candle) to be "Saul." Do not light the candle yet.



**BIBLE STORY: From Saul to Paul (Acts 9)**

Saul, a highly educated man, began traveling about, grabbing anyone he could find who followed Jesus so he could put them in prison. But little did Saul know that God had a different plan. On the road to Damascus, a light from Heaven flashed around Saul, and a voice from Heaven said, "Saul! Why do you persecute me?" "Who are you, Lord?," Saul asked.

**SCRIPTURE: Acts 9:5-6 (below)**

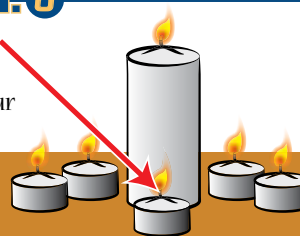
"Who are you, Lord?" Saul asked. "I am Jesus, whom you are persecuting," he replied. "Now get up and go into the city, and you will be told what you must do."

**SCRIPTURE: Acts 26:17-18 (below)**

"I will rescue you from your own people and from the Gentiles. I am sending you to them to open their eyes and turn them from darkness to light, and from the power of Satan to God, so that they may receive forgiveness of sins and a place among those who are sanctified by faith in me."

**ACTION: 6**

Light "Paul's" candle and place it on your table.




**BIBLE STORY: New, Improved Paul (Acts)**

From that time on, Saul would be a servant of Jesus. His name was changed to Paul, and he would become one of the greatest preachers of God's Word in all of history.

**ACTION: 7**

Have "Paul" go select a couple more kids to bring their candles up front. Light them and set them on the table.

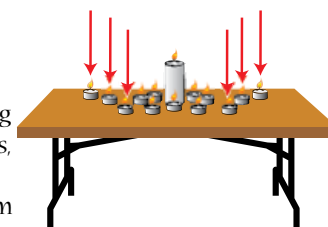


**BIBLE STORY: Into ALL the World (Acts)**

All of the apostles continued to preach about Jesus. And even though many people tried to stop them, it was all part of God's plan. For the harder anyone tried to stop them, the further into the world the apostles went, leading thousands of new people to Jesus. The truth is, God used those angry people to chase the followers of Jesus into all the world, where they spread the good news of Jesus throughout the world.

**ACTION: 8**

Have "Paul" and all the kids who are in the Kingdom Zone go into the classroom and lead all of the remaining kids, with their unlit candles, to the front. Light all the unlit candles and place them on the table.



*Continued on Next Page...*

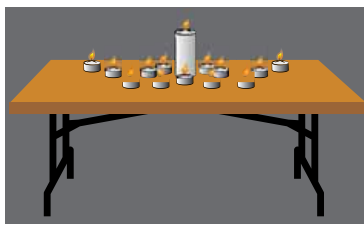
Continued from Previous Page

### EXPLAIN:

You see? From just a few people, the good news about Jesus spread further and further into the world, just like a single flame can spread to thousands more.

### ACTION: 9

Have all the kids take their seats. Turn off the classroom lights and leave the candles burning.



### BIBLE STORY: Amazing Things (Acts)

Jesus wasn't living on earth anymore. Spiritual darkness was over the earth again, but the Light of God still shone brightly in the hearts of those J-Di's who had the Saber of Light in their hearts. Throughout the rest of the New Testament, the believers in Jesus did amazing things. Some of them, like Peter and Paul, even did miracles through the power of the Holy Spirit. They preached to Jews. They preached to NON-Jews and taught them that THEY could be God's people too, if they would only follow Jesus. And in the power of God, they wrote down wise and wonderful teaching, which makes up almost all of the New Testament we have today.

It wasn't easy. They went hungry. They went without sleep. They were arrested, beaten, shipwrecked, tortured, and killed, all because they refused to stop following Jesus. And they put up with all of it so that WE could know about Jesus and be saved. Just as in the Old Testament days, our world is in darkness, like a long, long night. But it won't be that way forever.

### SCRIPTURE: Romans 13:12 (below)

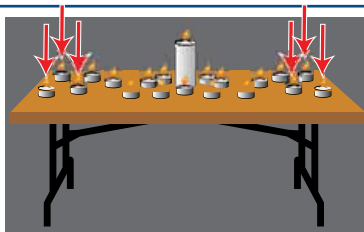
The night is nearly over; the day is almost here. So let us put aside the deeds of darkness and put on the armor of light.

### SCRIPTURE: 2 Peter 3:9 (below)

The Lord is not slow in keeping his promise, as some understand slowness. He is patient with you, not wanting anyone to perish, but everyone to come to repentance.

### ACTION: 10

If there are any extra candles that weren't passed out to kids, (except for your "X" candle) light them now and place them on the table as you explain:

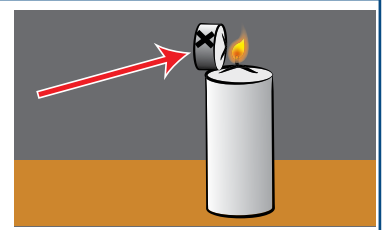


### EXPLAIN:

Another spiritual sunrise is coming. Jesus will return, this time to stay, and the darkness will be defeated forever. When that happens, there will be no more time for people to choose Jesus. Those who don't become J-Di's (Jesus Disciples) will be left in darkness forever. And so, God has given us time to give everyone a chance to hear about Jesus. So until He comes, we must fight a great battle. We must hold out the Light of Jesus by living godly lives and by telling as many people as we can about Jesus. Some will hear and will choose to become J-Di's, but not EVERYONE...

### ACTION: 11

Try to light your unlightable (no wick) candle as you explain the points below. This candle should not light.



### EXPLAIN:

And many, even though we tell them about Jesus, will not accept His Light. Either way, we must continue to carry out our mission. We cannot force people to love Jesus. Some will come into His Light, and some will choose to stay in darkness. Nevertheless, we will fight the battle until Jesus returns. We will spread the Light!

### CONCLUSION:

The final battle is coming. Jesus—the Saber of Light—will return one day and put a end to darkness forever. Until the end, we must share the Light of Jesus with everyone we can, so that they can come out of the darkness ... because the night is almost over.

### END OF LESSON "A"

# SCAR FORCE

# LESSON SETUP

## EPISODE V



### INCLUDED PROPS: On page 11 of this Lesson Pack and From previous lessons


- These props must be prepared, either by you or your Teaching Director, BEFORE Lesson Time as directed.
- SAVE all props that have the symbol for re-use in future lessons. Items listed in GOLD are re-used from previous lessons.



**J-Di Figure (1 set)**  
For "Jesus Disciples."  
Prepare as directed and hang on wall as shown.



**Duplicate Poster**  
Print and prepare this ONLY if you will be teaching this lesson more than once. (see note)



**Red Figures**  
Print these ONLY if you will be teaching this lesson more than once. (see note)

*These two items only need to be printed (pages 12-25) and prepared if you teach this lesson more than once, because you'll be destroying the Dark Invader and Red Figures during the lesson.*

### PROPS TO ACQUIRE: Not included, but some from previous lessons

- These items need to be ACQUIRED and PREPARED, either by you or your Teaching Director BEFORE Lesson Time as directed.
- SAVE all props that have the symbol for re-use in future lessons. Items listed in GOLD are re-used from previous lessons.




**Plastic Army Men**  
You'll need a package of about 20-40 of them.



**Jewelry / Gemstones**  
Real or fake, to illustrate the building materials used in heaven.



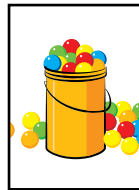
**"Dark Invader" Poster**  
From Lesson 1A. In this lesson, it will be torn up and destroyed.




**Blue Butcher Paper**  
A 6 sheet, needed ONLY if you will be teaching this lesson more than once. (The original blue paper will be torn up in this lesson.)




**One "Jesus" Saber**  
From Lesson 4B. Will be used to sweep army men off table when lesson directs.



**Tub of Plastic Balls**  
From Lesson 2A. Throw at the class when the lesson directs.



**Table**  
Re-use the table from the Day 3 Lessons.



**"Tree of Life"**  
From Lesson 1A, with "fruit" attached. Keep the "Tree of Life" at the front of your room.


### CLASSROOM SETUP:

- The front wall of your classroom must be set up as shown below BEFORE the Lesson time begins.
- The setup shown below may progress and change as the lesson proceeds (this will be shown in the Lesson Diagrams).
- The classroom will need to be RESET to match what is shown below if this lesson is going to be REPEATED for different classes.

Room should be set up as it was left at the end of Lesson 5A, EXCEPT:

- The "Jesus Disciples" figure, with the "Eternal Life" part folded down and visible, should be hung on the yellow section of wall as shown.
- You will also need a bucket of balls, about 20 plastic army men, some gemstones (real or fake), a "Jesus" saber, and a table.

**NOTE:** You will be DESTROYING the "Dark Invader" poster and the blue section of wall during this lesson. If you will be teaching this lesson more than once, you will need to REPLACE these props before you teach again.



### "The Final Battle"

From the book of Revelation

#### Memory Verse: Revelation 22:5

There will be no more night. They will not need the light of a lamp or the light of the sun, for the Lord God will give them light. And they will reign for ever and ever.



#### ✓ PREPARE:

Ensure that you have all the materials and have made all the preparations from the Lesson "B" Setup Page.

#### ➔ LESSON INTRODUCTION:

From the time of Genesis to today, a massive, epic war has been raging between God and evil—the Dark Invader. God has paid dearly to allow anyone who will trust in Jesus to leave the darkness and cross into Heaven—the eternal presence of God. Still, many reject God's offer and choose to stay in the darkness. But now, the end of the war is drawing near. God will not wait forever for us to make our choice. There is coming a final battle, and when it's over, things will never be the same.

#### 📖 BIBLE STORY: *The Son of Man (Rev. 1)*

The apostle John had seen amazing things back when Jesus had lived on the earth. But on THIS day, years after Jesus had gone back into Heaven, John, was living in exile, forced to live out his last days on a lonely island called Patmos. But suddenly, a familiar voice spoke to John. It was Jesus! "Write this down," Jesus told him, for Jesus was about to show John a vision of the end of the world.

#### 🗋️ DISCUSSION QUESTIONS (NO POINTS)

- Q. Why do you think Jesus showed John the end of the world?  
A. So we would know that we should be ready!

#### 📖 BIBLE STORY: *The Judgements (Rev. 6-16)*

In John's vision, he saw that the time until the end of all things was short, and God had two things to accomplish before Jesus returned to the earth. First, God would pour out His judgements on all the enemies of God and His people. And second, God wanted to give all unbelievers one LAST chance to come to Him. Now would be the time when everyone would have to choose. They would either swear their loyalty to Satan, or they would choose to follow God. There would be no middle ground. And so, God would reveal His awesome power and wrath to the world as the warning alarm that time was running out, and that everyone must make their choice.

And so, a series of dreadful judgements would be unleashed on the earth. Among these judgements would be great wars, famine and plague. Dreadful hailstorms and fire from the sky and terrible locusts from the Abyss would

come to torment men. People would get painful sores, and the waters would all turn to blood. The sun would scorch the earth, and then the earth would be plunged into terrible darkness. And then, the biggest and worst earthquake of all time would shake the earth, and hundred-pound hailstones would pummel the earth. These and many other judgements will turn the entire earth into a disaster zone!

#### ☀️ ACTION: 1

To represent the judgements in a lighthearted way, take a bin full of plastic balls and dump all the balls out at your class.



#### 🗋️ EXPLAIN:

While these plagues are going on, the bad guys—people who will be working with Satan—will also be making things tough on God's people. We don't know for sure if we will have to deal with these plagues or not, but we DO know this: We don't have to be afraid, because God is going to win! Listen to this!

#### 📖 SCRIPTURE: *Revelation 19:11-14 (below)*

I saw heaven standing open and there before me was a white horse, whose rider is called Faithful and True. With justice he judges and makes war. His eyes are like blazing fire, and on his head are many crowns. He has a name written on him that no one knows but he himself. He is dressed in a robe dipped in blood, and his name is the Word of God. The armies of heaven were following him, riding on white horses and dressed in fine linen, white and clean.

#### 📖 SCRIPTURE: *Revelation 19:16 (below)*

On his robe and on his thigh he has this name written: KING OF KINGS AND LORD OF LORDS.

#### 🗋️ QUESTION (WORTH 1 POINT)

Who is this awesome Rider on the white horse?  
**ANSWER:** Jesus!

#### 📖 BIBLE STORY: *Satan's Doom (Rev. 19 and 20)*

The bad guys, working for Satan, will gather to make war on Jesus, but they will quickly be captured and defeated. Then, the Dark Invader—Satan himself—will be captured! He will be bound with a great chain and thrown into the Abyss, where he will be locked up for a thousand years while Jesus reigns as King of Kings with His people on Earth.


But at the end of the thousand years, there will be one final battle. Satan will be released from his prison, and he will go out and deceive people into fighting against Jesus. Satan—the Dark Invader—will gather a huge army, like sand on the seashore and they will surround the camp of God's people.



Continued from Previous Page

### ACTION: 2

Have your class hum some "bad guy" music, like from a movie, as you set up your army men on a table.

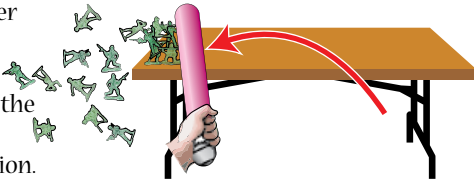


### SCRIPTURE: Revelation 20:9 (below)

They marched across the breadth of the earth and surrounded the camp of God's people, the city he loves. But fire came down from heaven and devoured them.

### ACTION: 3

Take your Saber of Light and sweep all the army men off the table in a dramatic motion.



### QUESTION (WORTH 1 POINT)

Do you think God was ever afraid of Satan's attack?

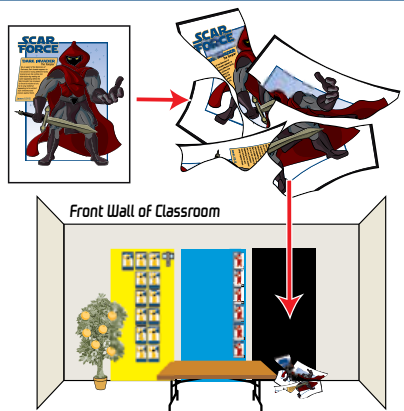
**ANSWER:** Nope! God is far, far more powerful than Satan.

### SCRIPTURE: Revelation 20:10 (below)

And the devil, who deceived them, was thrown into the lake of burning sulfur, where the beast and the false prophet had been thrown. They will be tormented day and night for ever and ever.

### ACTION: 4

Take down your "Dark Invader" poster and tear it up. Then, toss it into the black side of your wall. Have the class cheer and clap loudly.

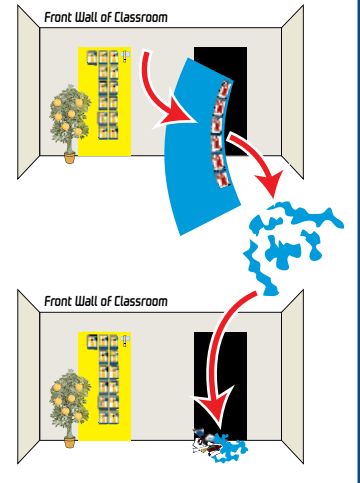


### SCRIPTURE: Revelation 20:14 (below)

Then death and Hades were thrown into the lake of fire. The lake of fire is the second death.

### ACTION: 5

Now, tear down the blue section of your wall, along with all the "dead" who are hanging on it. Crumple the whole thing up, and throw it into the black side of your wall.



Again, have your class cheer and clap loudly. Have them hum some "victory" music.

### EXPLAIN:

The war will be over forever. Every human being who ever lived will have had every chance to choose God. Sadly, there will be many people who would never, ever choose to love God, no matter what. Those people will receive what they have chosen; a life in eternal darkness, away from God, in the lake of fire. And Satan—that Dark Invader—will himself be destroyed and cast into the lake of fire, which is Hell. And finally, Death and Hades will be destroyed and cast into Hell. It will be the end of Satan, the end of death, and the end of evil, FOREVER.

### ACTION: 6

At this point, you might put on some victorious-sounding instrumental music, (like the Throne Room from "Star Wars IV"), to play softly as you describe Heaven.

### SCRIPTURE: Revelation 21:1-4 (below)

Then I saw a new heaven and a new earth, for the first heaven and the first earth had passed away, and there was no longer any sea. I saw the Holy City, the new Jerusalem, coming down out of heaven from God, prepared as a bride beautifully dressed for her husband. And I heard a loud voice from the throne saying, "Now the dwelling of God is with men, and he will live with them. They will be his people, and God himself will be with them and be their God. He will wipe every tear from their eyes. There will be no more death or mourning or crying or pain, for the old order of things has passed away."

### SCRIPTURE: Revelation 21:10-11 (below)

And he carried me away in the Spirit to a mountain great and high, and showed me the Holy City, Jerusalem, coming down out of heaven from God. It shone with the glory of God, and its brilliance was like that of a very precious jewel, like a jasper, clear as crystal.

### SCRIPTURE: Revelation 21:18 (below)

The wall was made of jasper, and the city of pure gold, as pure as glass.

Continued on Next Page...


Continued from Previous Page

### **SCRIPTURE:** *Revelation 21:21 (below)*

The twelve gates were twelve pearls, each gate made of a single pearl. The great street of the city was of pure gold, like transparent glass.

### **ACTION: 1**

On a table, lay some jewelry with gold and precious stones (fake will do fine) to show the kids. This is to give them an idea of the kinds of building materials that are used in Heaven.



### **EXPLAIN:**

Imagine! All these precious metals and gemstones that we think are so valuable will just be building materials in Heaven!

### **SCRIPTURE:** *Revelation 21:22-27 (below)*

I did not see a temple in the city, because the Lord God Almighty and the Lamb are its temple. The city does not need the sun or the moon to shine on it, for the glory of God gives it light, and the Lamb is its lamp. The nations will walk by its light, and the kings of the earth will bring their splendor into it. On no day will its gates ever be shut, for there will be no night there. The glory and honor of the nations will be brought into it. Nothing impure will ever enter it, nor will anyone who does what is shameful or deceitful, but only those whose names are written in the Lamb's book of life.

### **QUESTION** (WORTH 1 POINT)

There will be no need for a sun, a moon, or any kind of lamp in Heaven. Why not?

**ANSWER:** God will give us light.

### **QUESTION** (WORTH 1 POINT)

Remember how God has kept darkness separated from light throughout the whole Bible? What is there NONE of in Heaven?

**ANSWER:** Darkness!

### **SCRIPTURE:** *Revelation 22:1-2 (below)*


Then the angel showed me the river of the water of life, as clear as crystal, flowing from the throne of God and of the Lamb down the middle of the great street of the city. On each side of the river stood the tree of life, bearing twelve crops of fruit, yielding its fruit every month. And the leaves of the tree are for the healing of the nations.

### **EXPLAIN:**

Imagine! The Tree of Life, which Adam and Eve had to be driven away from because of sin back in Genesis, will now be available to ALL of God's people in Heaven, anytime they like!

### **ACTION: 8**

Allow the kids in your class to come to your "Tree of Life" and pick fruit off of it and pretend to eat it.



### **EXPLAIN:**

The war will be over. There will be no such thing as death, war, sickness, or sadness ever again.

### **SCRIPTURE:** *Revelation 22:3-5 (below)*

No longer will there be any curse. The throne of God and of the Lamb will be in the city, and his servants will serve him. They will see his face, and his name will be on their foreheads. There will be no more night. They will not need the light of a lamp or the light of the sun, for the Lord God will give them light. And they will reign for ever and ever.

### **ACTION: 9**

Have your class applaud and cheer for God.

### **CONCLUSION:**

The end of the war, which we just learned about, will all happen someday. But for now, God is giving all of us time to be on HIS side. Now, you just have to decide whose side to be on. Will you follow Jesus?

### **END OF LESSON "B"**

# SCAR FORCE

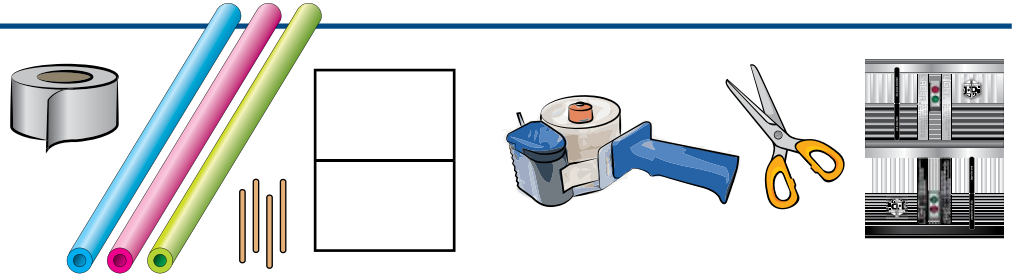
PAGE 24  
**LIGHT SABER  
 ASSEMBLY DIAGRAM**

Craft  
 Project  
 Sample

**PREPARATION DIRECTIONS** *These steps should be completed by adult staff BEFORE Crafts Time*

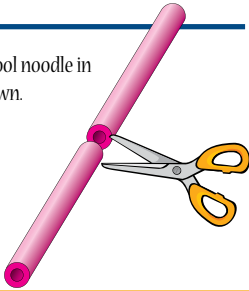
**A.**

- For this project, you will need the following supplies:
- Pool Noodles (one for every two kids)
  - Popsicle Sticks (one per child)
  - Avery adhesive half-sheet labels (one sheet for every two kids)
  - Scissors
  - Clear Packing Tape
  - Silver Duct Tape
  - The Light Saber hilt artwork



**B.**

Cut each pool noodle in half as shown.



**C.**

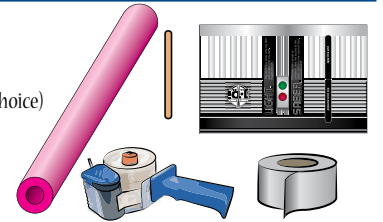
Print / copy the Light Saber hilt artwork on half-sheet adhesive label sheets. Trim in half as shown.



**D.**

**Each child should receive:**

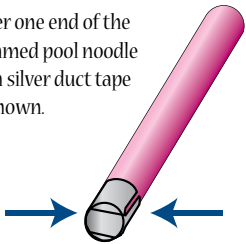
- A half-pool noodle (color of their choice)
- A Light Saber hilt label (design of their choice)
- A popsicle stick
- Access to packing tape
- Access to silver duct tape
- Access to this diagram sheet



**CHILDREN'S DIRECTIONS** *These steps should be completed by children DURING Crafts Time.*

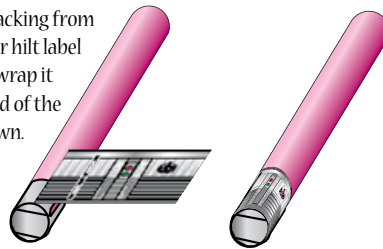
**1.**

Cover one end of the trimmed pool noodle with silver duct tape as shown.



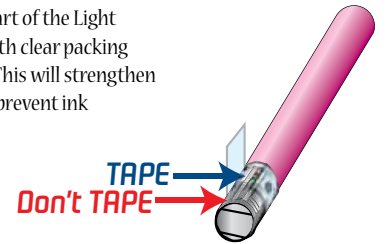
**2.**

Remove the backing from the Light Saber hilt label and carefully wrap it around the end of the noodle as shown.



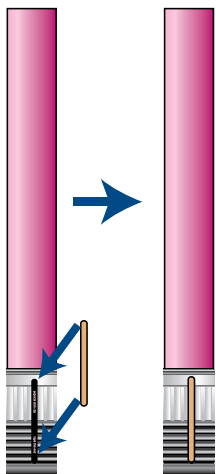
**3.**

Wrap the TOP part of the Light Saber handle with clear packing tape as shown. This will strengthen the handle and prevent ink smearing.



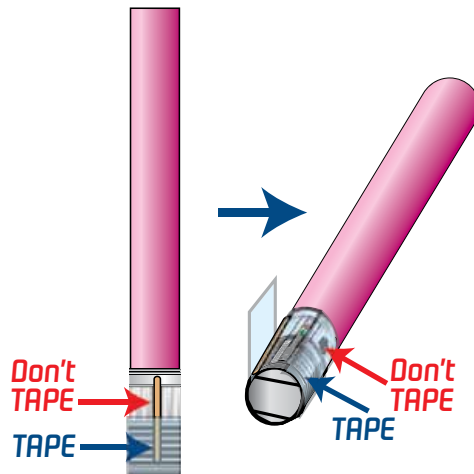
**4.**

Position the popsicle stick on the handle as shown and tape the bottom in place with packing tape as shown. This will be a belt clip for the Light Saber.



**5.**

Once the popsicle stick is taped in place, finish wrapping the BOTTOM of the handle with packing tape as shown. This will strengthen the handle and prevent ink smearing.



**6.**

Finished!





# DAY 5 GAME!

## 'LIGHT SABER TRAINING'

### Today's Memory Verse:

#### Revelation 22:5

There will be no more night. They will not need the light of a lamp or the light of the sun, for the Lord God will give them light. And they will reign for ever and ever.



### Introduction:

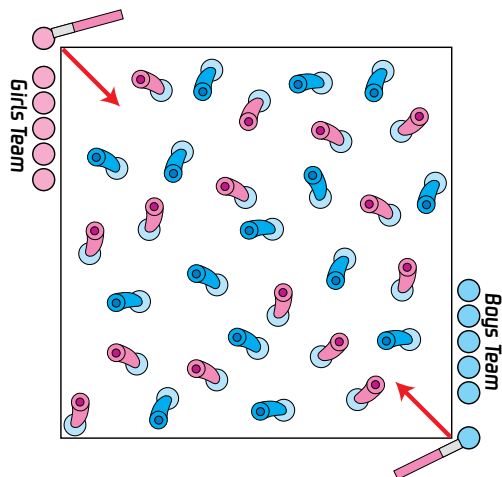
Sometimes a J-Di is faced with many attacks at once. He must be prepared to fight all temptations to achieve victory!

### SUPPLIES NEEDED:

- 30 two-liter soda bottles (unopened or filled with water)
- 30 pool noodles in two colors (15 of each color)
- Wide masking tape or duct tape
- Two pool noodle light sabers (assembly directions on next page)

### Preparation and Setup:

1. Put 1 pool noodle over the cap of each soda bottle, so the noodle sticks straight up from the bottle (see diagram).
2. Tape the noodle to the bottle so it won't fall off.
3. Evenly disburse the bottles (with the two colors intermixed) throughout the game area.
4. Position the two teams at opposite corners of the game area.
5. Select one J-Di from each team and give them each a light sabers.
6. Game Area should look like this:



### Before the Game:

- Practice today's Memory Verse out loud with all of the children. Have them recite it with you about three times until they become familiar with it. Then, explain the game.

### Object of the Game:

- To be the first J-Di to knock down all the light sabers of your color.

### Game Play and Rules:

1. When the whistle blows, the first J-Di from each team will run into the game area.
2. Each J-Di must only knock down the light saber bottles with the color assigned to his/her team. (If a player knocks down the wrong color, it helps the opposing team!)
3. When a player knocks down all the saber bottles of his color, he should go to the sideline and hand his light saber to the next teammate in line. That teammate will then enter the game area to do the same thing.
4. Game helpers need to quickly set up the bottles for the next two players.
5. Each player who knocks down their saber bottles must recite today's Memory Verse to a Games Helper (after they pass their light saber to a teammate)
6. Play continues until everyone has had a turn.

### IF the Player Recites the Verse Correctly...

- The player will win one point for his/her team on the Scoreboard Sheet, and the next J-Di takes his turn. Continue following Steps 1-6 above until all J-Dis have gone.

### IF the Player Cannot Recite the Verse...

- No points are awarded. A Games Helper will then read the verse to the team, and the next J-Di takes his turn. Continue following Steps 1-6 above until all J-Dis have raced.

### Ending the Game:

- The team who has scored the most points on the Scoreboard is declared the winner of the game.

# SCAR FORCE

## SONG SHEET

This sheet MAY be reproduced and distributed ONLY for use by children and workers for VBS in the purchaser's church . More TruthQuest music and products available at [www.truthquest.net](http://www.truthquest.net)

### SCAR FORCE

#### CHORUS

Scar Force!  
By His wounds we are healed  
In Christ!  
Our eternity sealed  
His Might! Is the force that His Word has revealed  
Who-o-a Who-o-a Who-o-a

J-D! We are Jesus Disciples  
That's why! We will follow where He goes  
Je-sus! Is the Master that we want to know  
Who-o-a Who-o-a Who-o-a

#### VERSE 1

A long time ago  
in a galaxy near  
God's Creation was cursed  
By our sin and our fear  
And the battle was on  
Every day, every month every year

But Jesus appeared  
And He took all our sin  
On Himself and He died  
To bring sin to it's end  
Then He came back to life  
And He went into Heaven again

#### (REPEAT CHORUS)

#### VERSE 2

Now the war isn't over  
That's why we must fight  
As disciples of Jesus  
Defend what is right  
Until Jesus returns  
And He sets up His Kingdom of light

Well the darkness will tremble  
The evil will fall  
And the war will be over  
Once and for all  
But until that day comes  
It's our duty to answer His call

#### (REPEAT CHORUS)

Scar Force!

### I WILL WORSHIP

#### VERSE

You are the God of love  
You are the God of life  
You are the God of truth  
And I give my life to you.

You are the God of hope  
You are the God of joy  
You are the God of peace  
And I give my life to you.

#### CHORUS

And I will worship you  
And bow before your glory  
I will worship you  
And sing salvation's story  
I will worship you  
And I will revel in your cross  
I will worship you  
And consider all else but loss

#### (REPEAT VERSE)

#### (REPEAT CHORUS TWICE)

### THE GREAT "I AM"

#### VERSE 1

Burning Bush  
As Moses went to take a look  
There came a voice from the flame  
'Come no closer; for this sod  
is holy ground and I'm the God  
That your fathers claimed  
Now go and carry out my task'  
And at that moment Moses asked  
What shall I tell them is your name?  
And then God answered from the flames  
And gave this name I proclaim

#### CHORUS

My God  
Is Lord of Lords  
Ancient of Days  
He is the Truth, the Life, the Way  
Abba Father  
Elohim  
He's the King of Kings  
Jehovah Jireh  
Adonai  
My love for Him will never die  
Emmanuel and  
Son of Man  
He's the Great 'I AM'  
He's the Great 'I AM'

#### VERSE 2

Modern day  
The world has cast His Name away  
But still a remnant calls His name  
In every language every tongue  
The praise of God is always sung  
I will not be ashamed  
No matter what the world may say  
There is a promise of a day  
When every person will bow  
Confess, acknowledge and avow  
The Name I worship right now!

#### (REPEAT CHORUS)

#### (REPEAT CHORUS again with key change)

He's the Great 'I AM!' (X4)

### CHOSEN

#### VERSE 1

Among his brothers tall and handsome  
A lowly shepherd, Jesse's son  
The world had paid him little notice  
But God told Samuel, 'He's the one.'

A simple fisherman called Peter  
Along the sea of Galilee  
A life of ordinary struggles  
But Jesus said, 'Come, follow Me.'  
Jesus said, 'Come, follow Me.'

#### CHORUS 1

Chosen  
They were chosen  
To be broken  
And made new  
Appointed  
And anointed  
For a purpose  
The Father knew  
The Father knew

#### VERSE 2

A weak and weary soul may wonder  
What is this life amounting to?  
But there's a Savior here who loves you  
A love so deep, He died for you  
A love so deep, He died just for you

#### CHORUS 2

Chosen  
You were chosen  
To be broken  
And made new  
Appointed  
And anointed  
For a purpose  
Saved for you  
Saved for you

#### BRIDGE

The God who calls the stars out all by name  
Longs to place upon your heart His claim

#### (REPEAT CHORUS 2 with key change)

God chose you!

### SABER OF LIGHT

#### VERSE 1

In the beginning was the Word  
It was a double-edged sword  
It was the Light of the world  
It was the Promise of the Lord

And though that Sword was rejected  
Bringing darkness and sin  
Still if we walk in His Light  
There's not a battle we can't win

#### CHORUS 1

Oh the Word of the Lord  
Is a light to our feet  
It is a double-edged sword  
And it knows no defeat  
And if we hold His Word up high  
There is victory in His might  
God's Word is the Saber of Light, whoa  
It's the Saber of Light, whoa

#### VERSE 2

By the Word we were created  
Held together by His will  
And though His Word will be hated  
Still His Word will prevail

#### CHORUS 2

Oh the Word has a Name  
And the Promise has a face  
For the Word's Name is Jesus  
And He saves us by His grace  
And if we hold His Name up high  
There is victory in His might  
Jesus is the Saber of Light, whoa  
He's the Saber of Light, whoa

#### BRIDGE

Je-e-sus! Je-e-sus!  
He's the Saber of Light!

#### (REPEAT CHORUS with key change)

He's the Saber of Light, whoa  
He's the Saber of Light, whoa  
He's the Saber of Light!

### MIGHTY INDEED!

#### VERSE 1

Earth was formed, 'Let there be light'  
Our God is mighty, Mighty indeed!  
And with His Word, God showed His might  
Our God is mighty, Mighty indeed!  
And out of dust, God made a man  
God breathed in life, and his heart began  
Our God is mighty, Mighty indeed!

#### CHORUS

It's the saga of the ages  
Found in the Bible pages  
Our God is mighty, Mighty indeed!  
And though the battle rages  
God's Son has paid our wages  
Our God is mighty, Mighty indeed!

#### VERSE 2

But man rebelled, and darkness came  
The war began, but hope remains  
Our God is mighty, Mighty indeed!  
A promised One, brought hope and light  
And though we wait, there's an end in sight  
Our God is mighty, Mighty indeed!

#### (REPEAT CHORUS)

#### VERSE 3

Through Laws and Kings, God worked His plan  
For all to see, the need of man  
Our God is mighty, Mighty indeed!  
And on one night, a Child was born  
The Light had come, sin's grip was torn  
Our God is mighty, Mighty indeed!

#### (REPEAT CHORUS)

#### VERSE 4

He healed the sick, and cured the blind  
He showed His love, and hope divine  
Our God is mighty, Mighty indeed!  
And with His death, hope was fulfilled  
New Light had dawned, as the tomb unsealed  
Our God is mighty, Mighty indeed!

#### BRIDGE

Christ will return, triumphantly  
The battle won, for eternity  
Our God is mighty, Mighty indeed!

#### (REPEAT CHORUS with key change)